


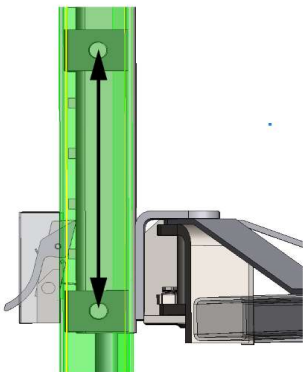
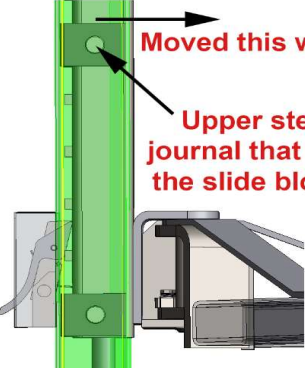



Original MaxJax	Danmar M6	BendPak MaxJax M6K
-----------------	-----------	--------------------

<p>Locking system</p>	 <p>Manual safety lock bar with 2 locking positions. One at mid-rise and the other at full-rise.</p>	 <p>Automatic safety locks worked well, but when lift was at max rise, upon initial decent, the safety locks would have the tendency to inadvertently reset and stop downward motion on one or both sides.</p>	 <p>Corrected the inadvertent resetting of the safety lock(s) at full rise upon initial decent. Includes 7 safety lock positions.</p>
-----------------------	---	---	--

<p>Lifting carriage slide blocks / separation</p>		<p>The steel journals that capture and hold the slide blocks were separated by 1.25". This positioned the slide blocks farther apart minimizing the load forces on the slide blocks which help mitigate the tendency for the carriage to "bind" even after hydraulic pressure is released.</p>
---	--	--

<p>Lifting carriage slide blocks / shift forward</p>	 <p>Moved this way</p> <p>Upper steel journal that hold the slide blocks</p>	<p>The upper steel journals that capture and hold the slide blocks were moved laterally (closer towards the lifting arms) by 3/16". This shift and repositioning of the slide blocks maintains the carriage and hydraulic cylinder in a true vertical position at all time. Past MaxJax models experienced a slight tilt forward attitude that resulted in the carriage and cylinder remaining tilted during use.</p>
--	---	---

<p>Paint and the binding carriages</p>		<p>A gunmetal gray powder coat is used that has a significantly lower coefficient of friction than the textured black paint featured on previous Danmar M6 models. There is evidence that the textured paint had contributed to carriage binding problems on past units.</p>
--	---	--

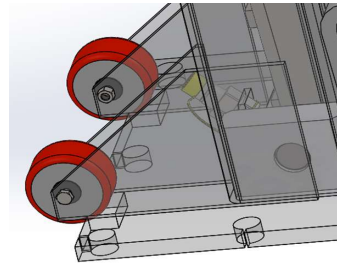
Baseplate



Standard as shown



Standard as shown



The baseplate and rear-mounted anchors were extended outward an additional 1-1/2". The location of the wheels location was not affected as the baseplates were notched to accommodate the baseplate shift. By extending the anchor offset farther away from the centroid of the column (moment loading), anchor bolt pull-out tension was dramatically reduced.

Column wheels



Hard, non-bearing nylon wheels did not roll well over rough surfaces.



Hard, non-bearing nylon wheels did not roll well over rough surfaces.



Heavy-duty urethane, non-marring wheels feature roller bearings for smooth effortless mobility, even over rough surfaces.

Hose storage



Dual hose storage hooks hung the hoses during storage. Cluttered and messy.



Dual hose storage hooks hung the hoses during storage. Cluttered and messy.



Rear mounted storage bin keep hoses neatly stowed.


Power unit cart wheels








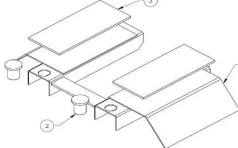
Hard, non-bearing nylon wheels did not roll well over rough surfaces.



Hard, non-bearing nylon wheels did not roll well over rough surfaces.



Heavy-duty urethane, non-marring wheels feature roller bearings for smooth effortless mobility, even over rough surfaces.

<p>ALI certification</p>	<p>N/A</p>	<p>N/A</p> <p>Note: During the Dannmar period, only a select few units shipped with ALI Gold Labels</p>	 <p>M6K models are ALI Certified. Lifts bearing the Gold Label are certified to have been tested by a Nationally Recognized Testing Laboratory (NRTL) and found to meet all industry safety and performance standards as outlined in ANSI/ALI ALCTV (current edition).</p>
<p>Quick disconnect fittings</p>	 <p>Standard "nipple type" utility couplers. Typically leak when disconnected and mated.</p>	 <p>Standard "nipple type" utility couplers. Typically leak when disconnected and mated.</p>	 <p>Costlier flush face "no-drip" fittings are used that minimizes fluid loss for a cleaner, safer work environment.</p>
<p>Motorcycle adapter</p>	 <p>Optional MC adapter did not feature drive-over approach ramps.</p>	<p>N/A</p> <p>Was not available for the Dannmar M6 series.</p>	 <p>Optional MC adapter feature wider lifting platform and drive-over approach ramps.</p>